
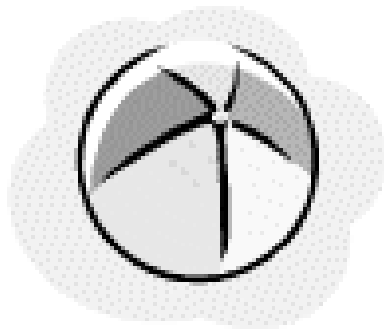


B b

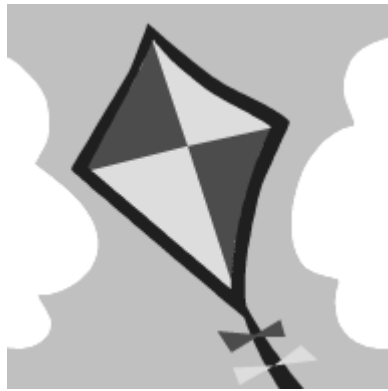


B x B x

b x b x

B x b x




D d



D x D x

d x d x

D d x



F x F x

f x f x

F x f x

A handwriting practice section consisting of three rows of horizontal lines. Each row has a top line, a middle line, and a bottom line. The first row contains the letters 'F' and 'F' followed by 'x' marks. The second row contains the letters 'f' and 'f' followed by 'x' marks. The third row contains the letters 'F' and 'f' followed by 'x' marks.

G g



G x G x

g x g x

G x g x

H h



H x H x

h x h x

H x h x


K k



K x K x

k x k x

K x k x



L x L x

l x l x

L l x

M m




M x M x

m x m x

M m x



N n



N x N x

n x n x

N n x

P p



P x P x

p x p x

P x p x

R r



R x R x

r x r x

R r x


S s



S x S x

s x s x

S x s x




T x T x

t x t x

T t x

Handwriting practice lines for the letter 'T'. The first row shows two uppercase 'T's followed by two 'x' marks. The second row shows two lowercase 't's followed by two 'x' marks. The third row shows one uppercase 'T', one lowercase 't', and one 'x' mark. The lines are designed to guide letter height and placement.





V x V x

v x v x

V x v x

This section contains three rows of handwriting practice. Each row is set within a four-line grid. The first row shows the uppercase letter 'V' followed by an 'x' mark, repeated twice. The second row shows the lowercase letter 'v' followed by an 'x' mark, repeated twice. The third row shows the uppercase 'V' followed by an 'x', then the lowercase 'v' followed by an 'x'. Below each row are two additional lines for independent practice.




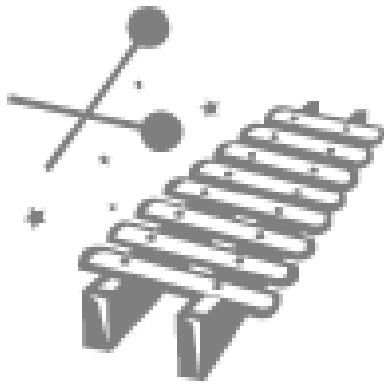
W x W x

w x w x

W x w x

X

x



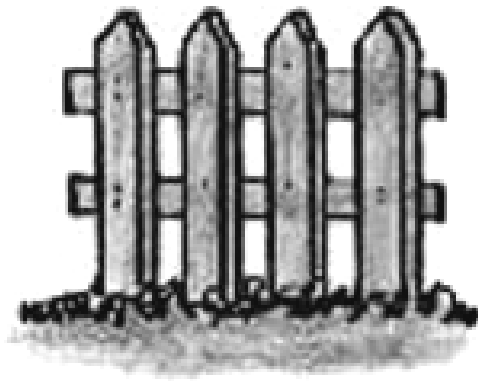

X x X x

x x X x

X x X x



Z z



Z x Z x

z x z x

Z x z x